

Cherry Chase

ELAC Meeting

April 10, 2025

Kristin Brett, Assistant Principal



Today's Agenda

English Learner Progress Monitoring

Overview of progress
monitoring

R-30 Language Census

Summer Learning

How to keep the learning going
through the summer break

Announcements

Need to know items

DELAC Report

Details from the district
wide meeting

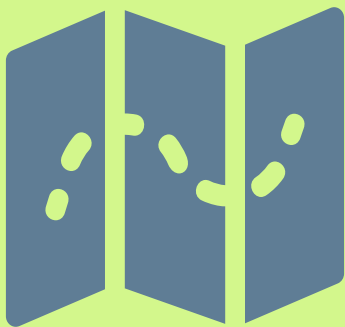
Connector

What are your plans for this summer?



Approval of minutes

Cherry Chase ELAC Agenda, Minutes
March, 2025



ELPM

English Learner Progress Monitoring
April 7-May 2

EL Progress Monitoring

1. **EL Support Plans/ Data**
2. **Language Review Team Meetings** to review English Learner Progress
3. **Reclassification** to reclassify students who meet the criteria.

Reclassification Criteria (state)

- Assessment of English language proficiency (ELP), using an objective assessment instrument, including, but not limited to, the state test of English Language Proficiency Assessments for California (ELPAC); and
- Teacher evaluation, including, but not limited to, a review of the student's curriculum mastery; and
- Parent opinion and consultation; and
- Comparison of student performance in basic skills against an empirically established range of performance in basic skills of English proficient students of the same age.

Reclassification Criteria (district)

- ELPAC Overall score of 4
- Report card indicates strand grades of 3 or 4 in reading literature, reading informational text and writing.
- Family input considered
- Student data including but not limited to reading scores, NWEA, and/or CAASPP

Reclassification Criteria for students with IEPs

Students with IEPs

Students with IEPs have 3 Pathways to Reclassification that can be considered when using the four criteria. The 3 Pathways are built into this document so it may be used with any student in SSD.

- **Pathway 1:** ELPAC score of 4 with or without accommodations
- **Pathway 2:** Alt. ELPAC score of 3 with or without accommodations
- ◆ There is Additional Reclassification Criteria for Alternate ELPAC where students who score lower than a 3 can still be reclassified (11/2023)
 - **Pathway 3:** ELPAC score of 4 with Domain Exemptions

Additionally, “Criterion 4” allows for students with IEPs to demonstrate basic English Language Proficiency at a level comparable to English Only peers with the same disability and level of impact.

Reclassification Criteria for students taking the Alt. ELPAC

Additional Reclassification Criteria for Alternate ELPAC only:

- IEP Teams may now recommend a student who takes the Alternate ELPAC who did not meet LEA criteria on the Reclassification Protocol (including scoring lower than a 3 on the Alternate ELPAC) to be reclassified if:
 - There is no evidence that the student needs English Learner (EL) services and programs
 - The primary reason the student does not meet Local Education Agency (LEA) reclassification criteria is due to the disability rather than a student's English Language Proficiency (ELP)

Support for English learners

- Daily designated ELD (small group)
- Daily integrated ELD (whole class)
- Lexia English
- Newcomer group
- MTSS (Multi Tiered System of Support)
- Professional Development for Teachers
- Instructional Coaching

Data

- 100% of English Learners made progress according to Trimester 2 NWEA reading data

R-30 Language Census

Cherry Chase's English Learner population is represented by 20 languages.

Cherry Chase Elementary
English Learner - Primary Language Count as of 10/2/2024

| Primary Language | Number of EL Students | Percentage of EL Group Students | Percentage of Total Enrolled Students |
|---|-----------------------|---------------------------------|---------------------------------------|
| Chinese - Cantonese | 1 | 0.79% | 0.16% |
| Chinese - Mandarin (Putonghua) | 22 | 17.32% | 3.54% |
| French | 1 | 0.79% | 0.16% |
| Gujarati | 2 | 1.57% | 0.32% |
| Hebrew | 12 | 9.45% | 1.93% |
| Hindi | 7 | 5.51% | 1.13% |
| Japanese | 5 | 3.94% | 0.80% |
| Kannada | 1 | 0.79% | 0.16% |
| Khmer (Cambodian) | 1 | 0.79% | 0.16% |
| Korean | 9 | 7.09% | 1.45% |
| Marathi | 3 | 2.36% | 0.48% |
| Panjabi; Punjabi | 1 | 0.79% | 0.16% |
| Russian | 10 | 7.87% | 1.61% |
| Spanish; Castilian | 26 | 20.47% | 4.18% |
| Tamil | 10 | 7.87% | 1.61% |
| Telugu | 6 | 4.72% | 0.96% |
| Turkish | 2 | 1.57% | 0.32% |
| Ukrainian | 1 | 0.79% | 0.16% |
| Uncoded languages (Other non-English la | 5 | 3.94% | 0.80% |
| Vietnamese | 2 | 1.57% | 0.32% |
| Total | 127 | 100.00% | 20.42% |

2024-25 CALPADS CENSUS Date: [October 2, 2024 \(Certified\)](#)

| | 2024 EL Count | % Change between Academic Years | Plus or Minus | 2023 EL Count | 2022 EL Count | 2021 EL Count | 2020 EL Count | 2019 EL Count | 2018 EL Count | 2017 EL Count | 2016 EL Count | 2015 EL Count | 2014 EL Count | 2013 EL Count | 2012 EL Count |
|------------------|------------------|---------------------------------------|---------------------|------------------|------------------|------------------|------------------|------------------|------------------|------------------|------------------|------------------|------------------|------------------|------------------|
| Bishop | 185 | -5% | -11 | 196 | 226 | 192 | 165 | 209 | 231 | 293 | 369 | 360 | 368 | 381 | 378 |
| Cherry Chase | 127 | 22% | 23 | 104 | 104 | 110 | 111 | 141 | 152 | 174 | 203 | 208 | 195 | 198 | 185 |
| Cumberland | 108 | -11% | -14 | 122 | 124 | 130 | 133 | 157 | 156 | 139 | 190 | 190 | 170 | 151 | 130 |
| Ellis | 274 | -10% | -26 | 300 | 273 | 246 | 256 | 349 | 385 | 362 | 381 | 424 | 398 | 405 | 404 |
| Fairwood | 61 | -4% | -4 | 65 | 91 | 111 | 75 | 100 | 100 | 83 | 96 | 108 | 93 | 99 | 100 |
| Lakewood | 102 | -20% | -25 | 127 | 127 | 120 | 107 | 141 | 139 | 195 | 222 | 227 | 244 | 258 | 251 |
| San Miguel | 166 | -12% | -20 | 186 | 173 | 196 | 189 | 227 | 231 | 223 | 271 | 276 | 266 | 280 | 280 |
| Vargas | 197 | 0% | 0 | 197 | 180 | 176 | 162 | 204 | 220 | 235 | 284 | 311 | 302 | 333 | 322 |
| | | | | | | | | | | | | | | | |
| Columbia Middle | 198 | 5% | 8 | 190 | 161 | 167 | 172 | 210 | 223 | 212 | 197 | 206 | 213 | 257 | 235 |
| Sunnyvale Middle | 188 | 10% | 15 | 173 | 151 | 170 | 158 | 170 | 165 | 166 | 192 | 164 | 172 | 190 | 157 |
| | | | | | | | | | | | | | | | |
| Total | 1606 | -3.25% | -54 | 1660 | 1610 | 1618 | 1528 | 1908 | 2002 | 2082 | 2405 | 2474 | 2421 | 2552 | 2442 |



Summer Learning

Sunnyvale City Summer Camps and Classes

Register Here



Camp Sunnyvale Splash 2025



Summer Activities 2025

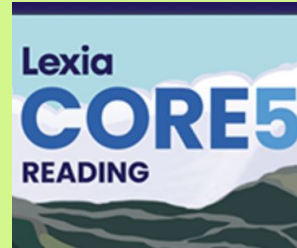
Online Resources



K-2 Math



3-5 Math



K-5 Reading



Newcomers




Announcements

- April 14-18 Spring Break (No School)
- April 7- April 25
Panorama Survey
- May 5-23 CAASPP Testing for Grades 3-5
- May 9 International Night
- May 13 TLD
- May 16 Coffee With the Principal
- May 21 PTA Meeting



DELAC Report

Our Representatives will share out details from the last district DELAC meeting.



Thanks!

